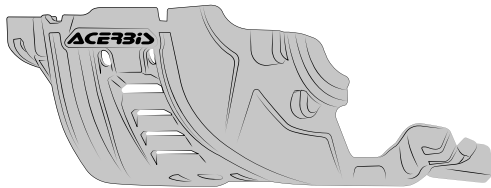


## SKID PLATE HONDA CRF 250/300 L 2021

### SOTTOMOTORE HONDA CRF 250/300 L 2021

COD. 500008006

#### ACERBIS PARTS




**A - (1 pcs)**



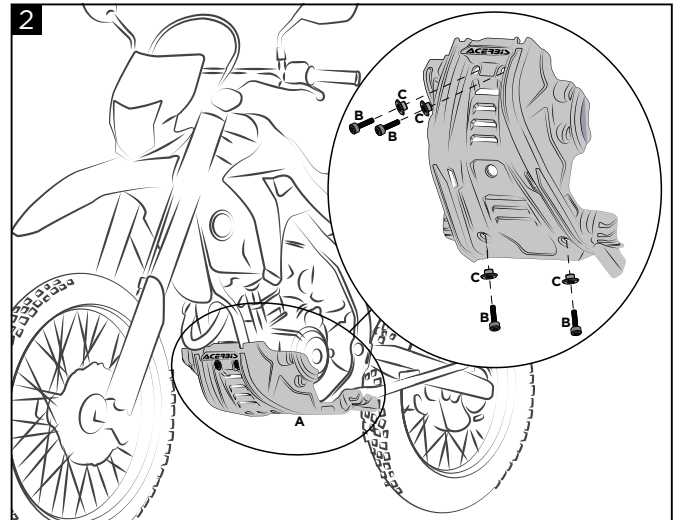
**B - (4 pcs)**



**C - (4 pcs)**



**1**  
**Install the Acerbis skid plate (A).**  
 Posizionare il sottomotore Acerbis (A).



**2**  
**Tighten the Acerbis skid plate (A) using the bushings (C) and the screws (B) included in the Acerbis mounting kit.**  
 Fissare il sottomotore Acerbis (A) attraverso le boccole (C) e le viti (B) in dotazione.

### WARNING!

Use at your own risk. Check the security of your device before you ride. Be sure that you follow the instructions installing the Acerbis products. Do not ride if there is missing or damaged hardware. If this is the case, take the item immediately back to your dealer. Make sure the throttle and other controls are free every time you ride. Lack of attention to instruction and warning could lead to interference with the controls, loss of control, and an accidents. Acerbis recommends that installation must be done by a licensed mechanic and that only Acerbis is original parts are used during fitting. Acerbis makes no guarantees or representations, express or implied, regarding the fitness of its product for any particular purpose. Acerbis makes no guarantees or representations, express or implied, regarding the extent to which its product protect individuals or property from injury or death or damage.

#### EUROPE

**ACERBIS ITALIA S.P.A.**  
 VIA SERIO, 37  
 24021 ALBINO (BG)  
 ITALY

#### U.S.A.

**ACERBIS U.S.A. INC.**  
 MAIL P.O. BOX 2030  
 SUN VALLEY, ID 83353  
 SHIP 110 LINDAY CIRCLE  
 KETCHUM, ID 83340  
 U.S.A.

#### UNITED KINGDOM

**ACERBIS U.K LTD**  
 UNIT 2 LUTON ENTERPRISE PARK  
 SUNDON PARK ROAD  
 LUTON, BEDFORDSHIRE LU3 3GU  
 GREAT BRITAIN