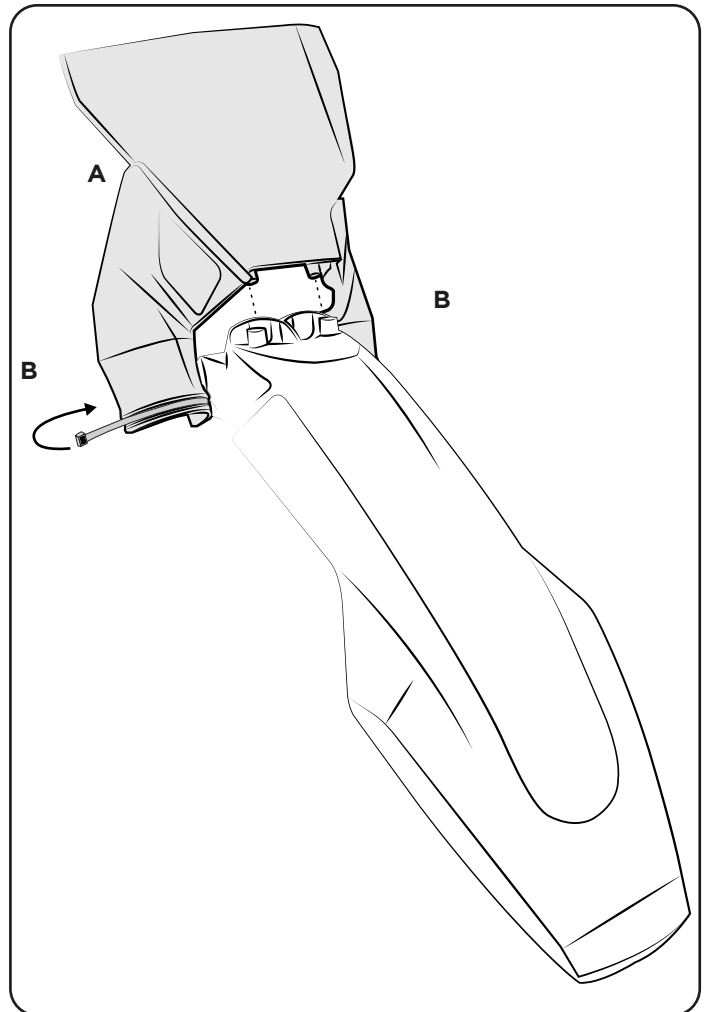
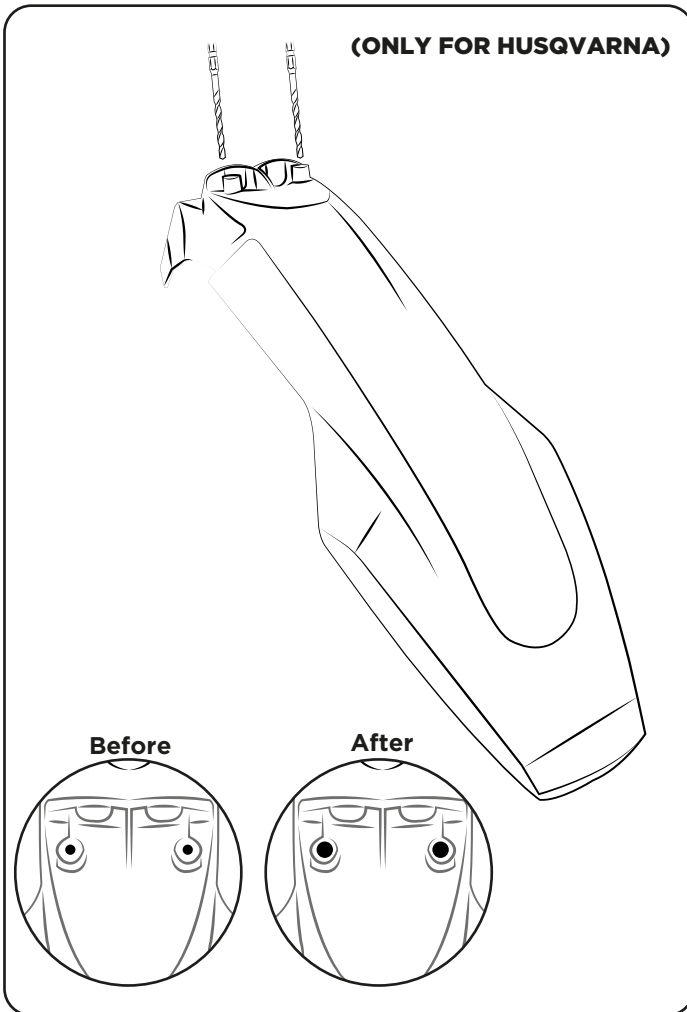
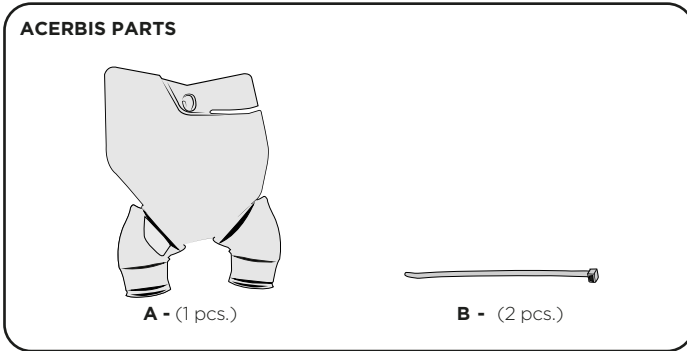


COD. 500005623



1. Before assembling the front number plate, widen the 2 holes with a 9 drill bit to ensure the proper insertion.

Prima di montare la tabella portanumero, allargare i due fori con una punta del 9 per garantire il corretto inserimento.

2. Insert the plate on the fender as shown.

Inserire la tabella sul parafrangente come indicato.

WARNING! Check the security of your device before you ride. Be sure that you follow the instructions installing the Acerbis products. If this is the case, take the item immediately back to your dealer. Lack of attention to instruction and warning could lead to interference with the controls, loss of control, and an accidents. Acerbis recommends that installation must be done by a licensed mechanic and that only Acerbis original parts are used during fitting. Acerbis makes no guarantees or representations, express or implied, regarding the fitness of its products for any particular purpose. Acerbis makes no guarantees or representations, express or implied, regarding the extent to which its product protect individuals or property from injury or death or damage.